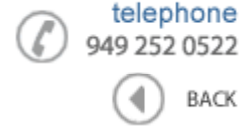





Data Sheet



Product Category: VCTCXO

Series Number	Package	Description	Last Modified
581	5 x 7 Ceramic SMD	Clipped Sine Wave	Jan. 01 2007

FEATURES

- High stable output over wide temperature range
- Low profile VCTCXO
- Industry standard 5 x 7mm 4 Pad
- RoHs / Lead Free compliant 

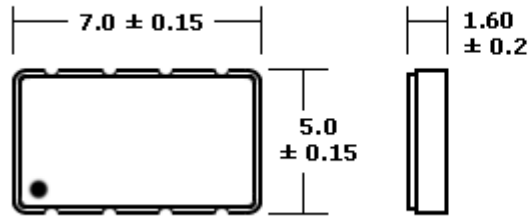


OPERATING CONDITIONS / ELECTRICAL CHARACTERISTICS

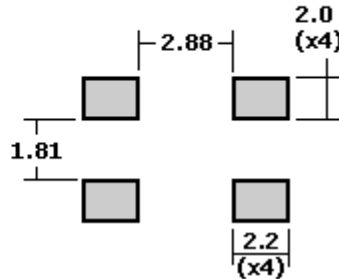
PARAMETERS	CONDITIONS	CHARACTERISTICS		UNITS
Output Waveform	-	Clipped Sine Wave		-
Input Voltage (VDD)	-	3.0 ±5%	5.0 ±5%	VDC
Frequency Range (f _O)	-	10.00 ~ 26.00		MHz
Operating Temperature (T _{OPR})	-	-30 ~ +85		°C
Storage Temperature (T _{STG})	-	-40 ~ +120		°C
Frequency Tolerance	at room temperature	±2.5 max.		PPM
Temperature Stability	-30 ~ +85°C	±2.5 max.		PPM
Input Voltage Stability	VDD ±5%	±0.3 max.		PPM
Load Stability	RL ±5%	0.2 max.		PPM
Load Capacitance	-	10 (Typ.)		pF
Input Current (I _{DD})	-	2 max.		mA
Aging	@ 25°C	±1 max.		PPM/Y
Frequency Deviation	@ VC & ±10 PPM (Typ.)	±3.0 min.		PPM
Control Voltage Range	-	0.5 ~ 2.5	0.5 ~ 4.5	VDC
Output Voltage	Clipped Sine Wave	0.7 P-P min.	1 P-P min.	V
Start-Up Time (T _S)	-	4 max.		mS
Harmonics	2nd Harmonic	-3 max.		dBc
	3rd Harmonic	-6 max.		
	Other	-10 max.		
Phase Noise (Typ.)	@ 10 Hz offset	-80 max.		dBc/Hz
	@ 100 Hz offset	-115 max.		
	@ 1 KHz offset	-135 max.		
	@ 10 KHz offset	-140 max.		
	@ 100 KHz offset	-145 max.		

PIN CONNECTIONS	
#1	Control Voltage
#2	No Connection
#3	No Connection
#4	Case Ground

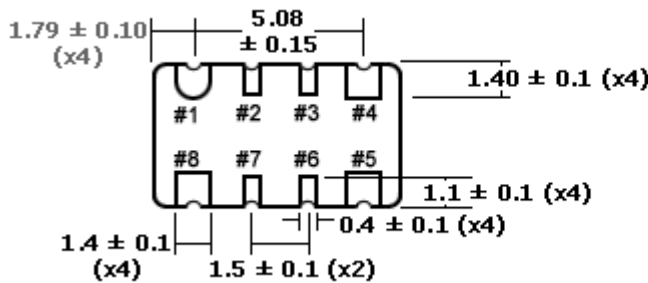
PACKAGE DIMENSIONS (mm)



Suggested Solder Pad Layout



#5	Output
#6	No Connection
#7	No Connection
#8	Vdd



PART NUMBER GUIDE

Series Number	Frequency	Voltage Supply Option	Frequency Stability (max.)	Operating Temp. (°C)	Packaging**
581	- 15.0 M	- 3	15	A	- TR
Oscilent 5 x 7mm VCTCXO	Enter your desired frequency e.g. 15.0M = 15.000MHz	5 = 5VDC 3 = 3.3VDC	15 = ±1.5 PPM 20 = ±2.0 PPM 25 = ±2.5 PPM	A = 0 ~ +50 D = -20 ~ +70 J = -25 ~ +75 K = -30 ~ +85	Blank* = Bulk TR = Tape/Reel
<p>NOTE: - Deviations on all parameters available. Please consult Oscilent for details. DEFINITIONS: - Click on the characteristic names above for definitions of that particular characteristic. *STANDARDS: - "Blank" part number selections indicate standard variables for that particular characteristic. **PACKAGING: - Click on the packaging name above for tape/reel specifications</p>					

Oscilent Corporation - CALL 949.252.0522

Series No.: 581

18195 East McDermott Street, Building D, Irvine, CA 92614, USA
 Fax: 949.252.0599, E-Mail: Sales@Oscilent.com