



REV A January 2010

Oscilent Controlled Document

Ordering Code / Part Number

805-RF315.0M-A


Product Description

Remote Control, RF SAW Filter

Specification Contents

- o Mechanical Dimensions
- o Test Circuit
- o Maximum Ratings
- o Electrical Specification
- o Frequency Performance

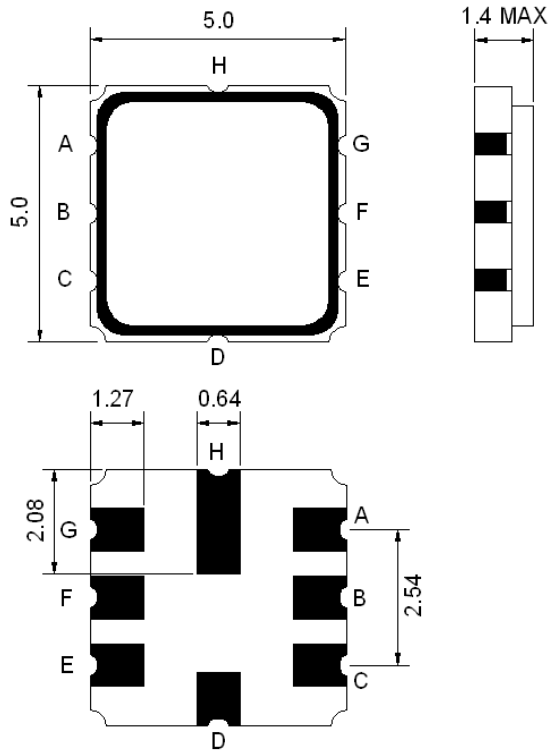
Notes

- o Electrostatic Sensitive Device (ESD) 
- o Avoid excessive ultrasonic exposure
- o Solderability compatible with JEDEC J-STD-020C Pb-free process, 260°C peak reflow temperature
- o This product complies with EU directive 2002/95/EC (RoHS compliance)



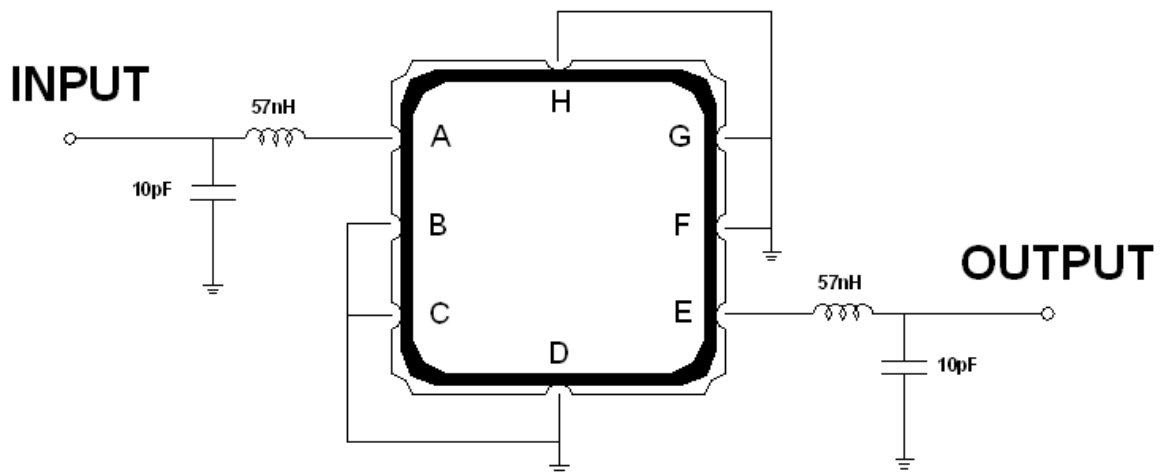


Mechanical Dimensions (mm)



Pin Description	
B, C, D, F, G, H	Ground
A	In
E	Out

Test Circuit



Source and Load Impedance: 50 Ω

**Maximum Ratings**

Parameters Description	Unit	Minimum	Typical	Maximum
Operating Temperature Range	°C	-40	-	+105
Storage Temperature Range	°C	-40	-	+85
Maximum DC Voltage	V	-	-	10
Maximum Input Power	dBm	-	-	0
Source Impedance (single ended) ⁽¹⁾	Ω	-	50	-
Load Impedance (single ended) ⁽¹⁾	Ω	-	50	-

Notes: With Matching Network

Electrical Specification

Parameters Description	Unit	Minimum	Typical	Maximum
Center Frequency (Fo)	MHz	-	315.0	-
Minimum Insertion Loss in 314.82 ~ 315.22 MHz, ILmin	dB	-	2.0	4.0
Passband(relative to IL min)				
314.77 ~ 315.2 MHz	dB	-	1.5	3.0
314.71 ~ 315.26 MHz	dB	-	2.0	6.0
3dB Passband Width(relative to IL min)	MHz	0.8	0.92	-
Stop Band Attenuation:				
10 ~ 270.0 MHz	dB	45	55	-
270.0 ~ 309.0 MHz	dB	30	35	-
309.0 ~ 313.94 MHz	dB	15	20	-
316.0 ~ 335.0 MHz	dB	10	15	-
335.0 ~ 400.0 MHz	dB	35	45	-
400.0 ~ 1000.0 MHz	dB	45	55	-



Frequency Performance

