



REV A January 2010

Oscilent Controlled Document

Ordering Code / Part Number	Product Description
803-RF423.75M-A	CDMA 450 D-Band, RF/Rx SAW Filter

### Specification Contents

- o Mechanical Dimensions
- o Test Circuit
- o Maximum Ratings
- o Electrical Specification
- o Frequency Performance
- o VSWR
- o Smith Chart

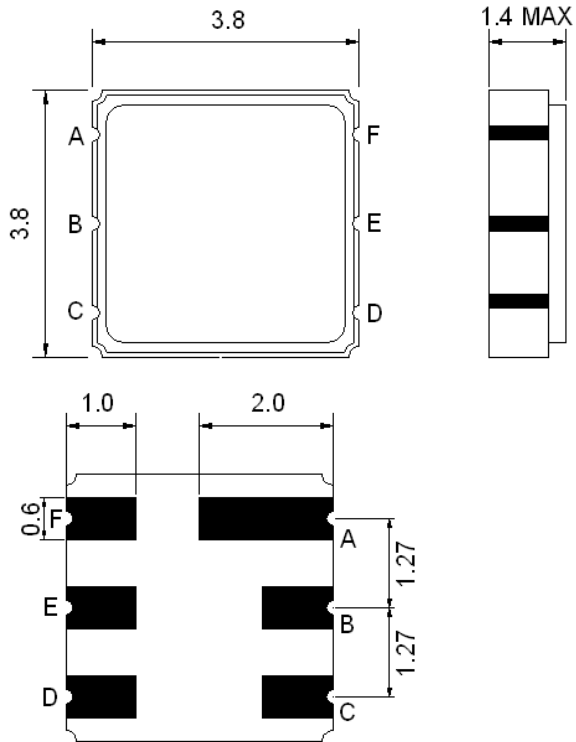
### Notes

- o Electrostatic Sensitive Device (ESD) 
- o Avoid excessive ultrasonic exposure
- o Solderability compatible with JEDEC J-STD-020C Pb-free process, 260°C peak reflow temperature
- o This product complies with EU directive 2002/95/EC (RoHS compliance)



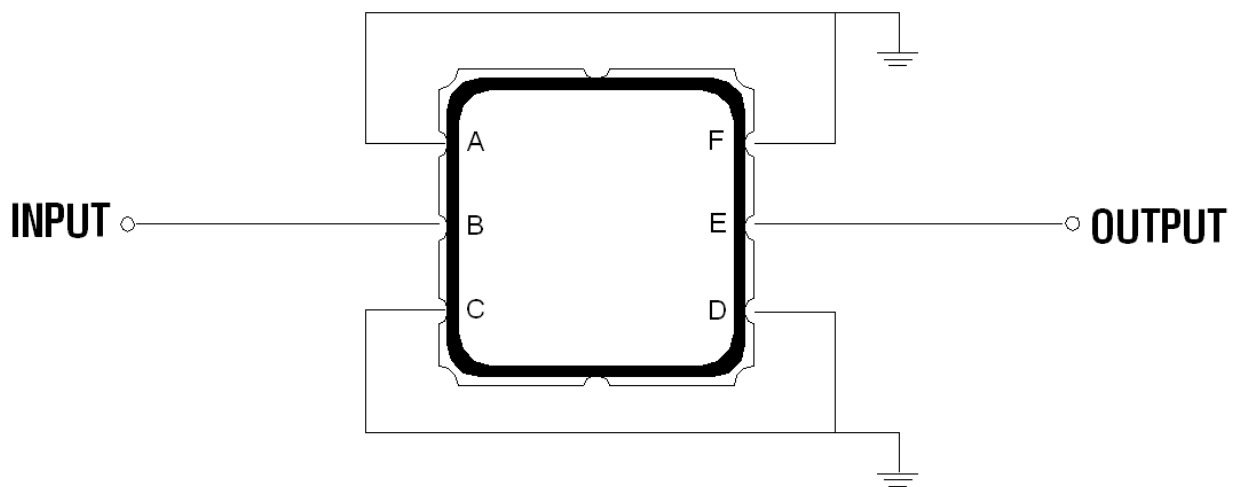


## Mechanical Dimensions (mm)



Pin Description	
A, C, D, F	Ground
B	In
E	Out

## Test Circuit



Source and Load Impedance: 50  $\Omega$

**Maximum Ratings**

Parameters Description	Unit	Minimum	Typical	Maximum
Operating Temperature Range	°C	-30	-	+80
Storage Temperature Range	°C	-40	-	+85
Maximum DC Voltage	V	-	-	0
Maximum Input Power	dBm	-	-	27
Source Impedance (single ended) <sup>(1)</sup>	Ω	-	50	-
Load Impedance (single ended) <sup>(1)</sup>	Ω	-	50	-

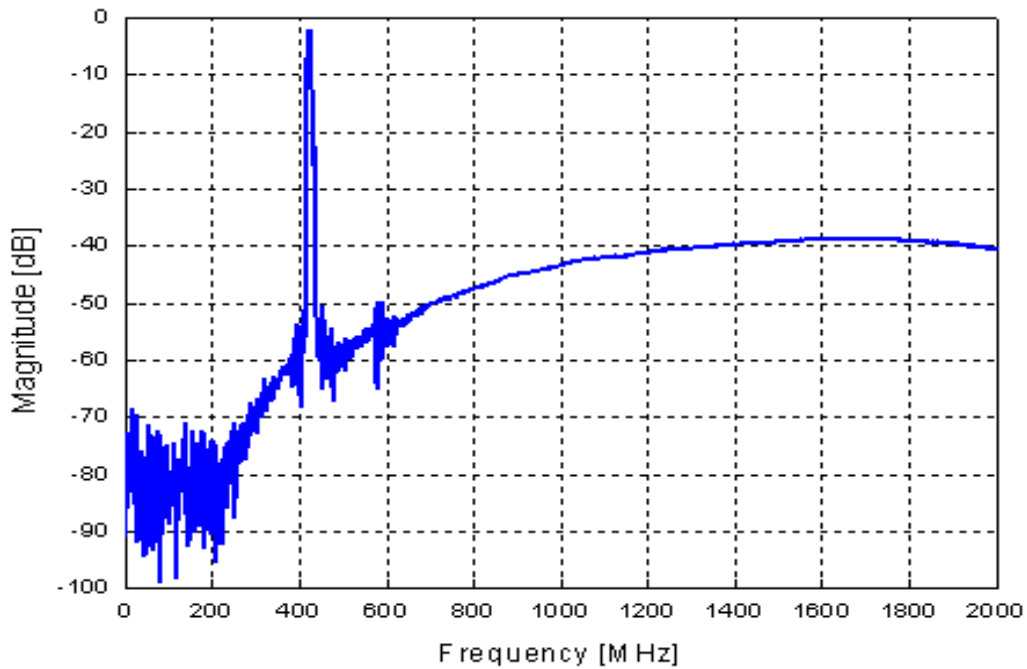
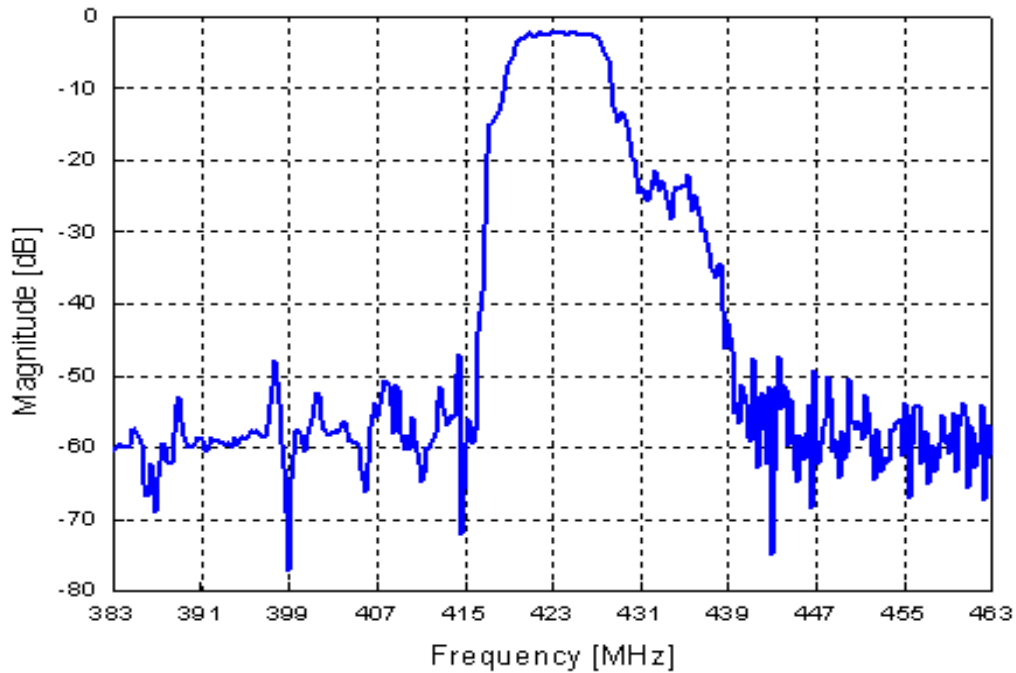
Notes: No Matching Network

**Electrical Specification**

Parameters Description	Unit	Minimum	Typical	Maximum
Center Frequency (Fo)	MHz	-	423.75	-
Insertion Loss in 421.6 ~425.9 MHz	dB	-	2.7	3.5
Attenuation:				
0.3 ~ 411.6 MHz	dB	40	48	-
411.6 ~ 415.9 MHz	dB	35	47	-
442.0 ~ 600.0 MHz	dB	40	47	-
600.0 ~ 1200 MHz	dB	30	40	-
1200 ~ 2000 MHz	dB	20	35	-
VSWR in 421.6 ~ 425.9 MHz	-	-	1.5	2.0

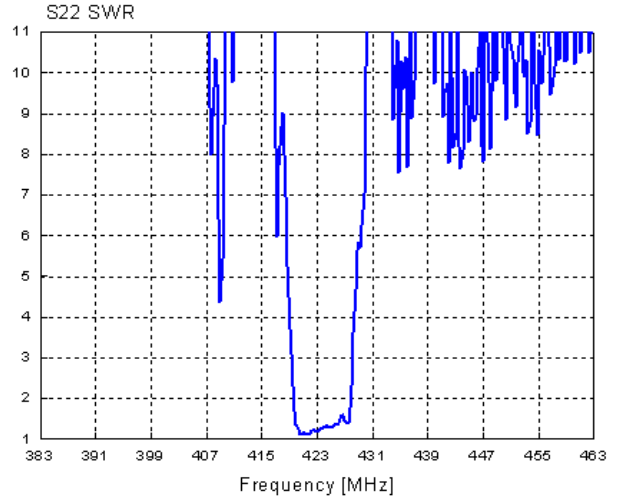
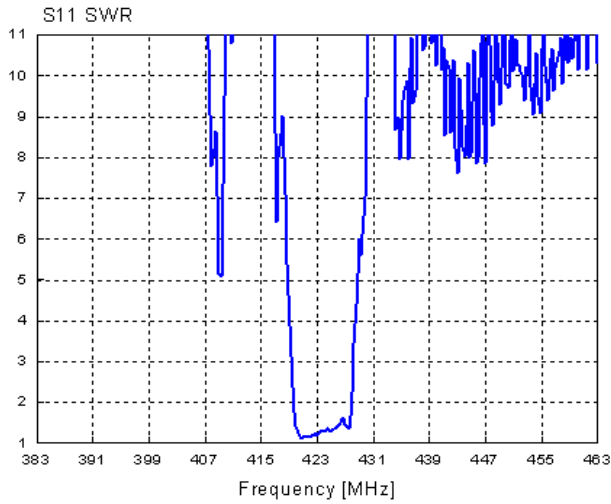


## Frequency Performance





### VSWR



### Smith Chart

