



REV A January 2010

Oscilent Controlled Document

Ordering Code / Part Number	Product Description
802-RF433.92M-C	Wireless, RF SAW Filter

Specification Contents

- o Mechanical Dimensions
- o Test Circuit
- o Maximum Ratings
- o Electrical Specification
- o Frequency Performance
- o VSWR
- o Smith Chart

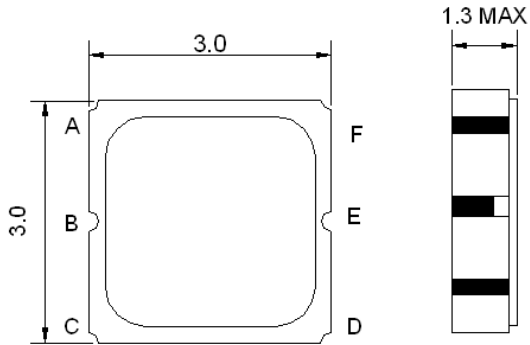
Notes

- o Electrostatic Sensitive Device (ESD) 
- o Avoid excessive ultrasonic exposure
- o Solderability compatible with JEDEC J-STD-020C Pb-free process, 260°C peak reflow temperature
- o This product complies with EU directive 2002/95/EC (RoHS compliance)

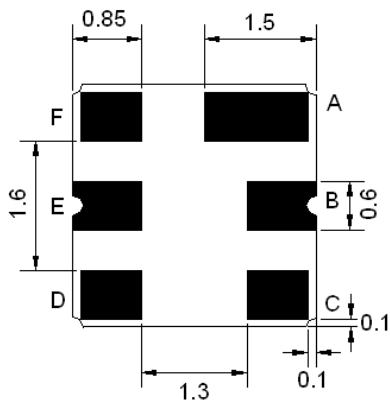




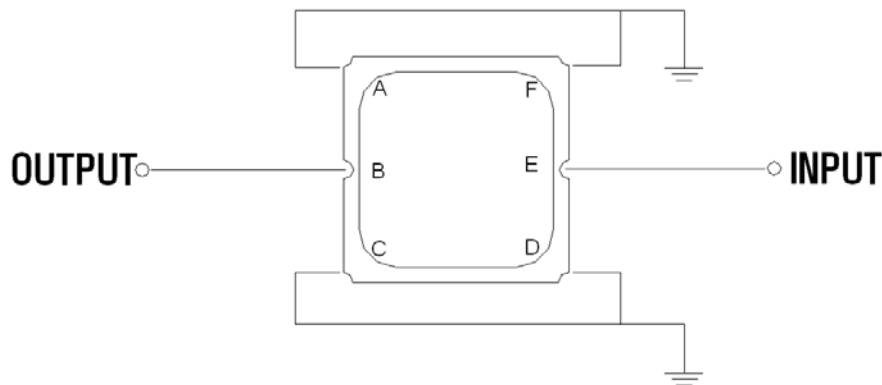
Mechanical Dimensions (mm)



Pin Description	
A, C, D, F	Ground
E	In or Out
B	Out or In



Test Circuit



Source and Load Impedance: 50 Ω



Maximum Ratings

Parameters Description	Unit	Minimum	Typical	Maximum
Operating Temperature Range	°C	-40	-	+85
Storage Temperature Range	°C	-40	-	+85
Maximum DC Voltage	V	-	-	0
Maximum Input Power	dBm	-	-	15
Source Impedance (single ended) ⁽¹⁾	Ω	-	50	-
Load Impedance (single ended) ⁽¹⁾	Ω	-	50	-

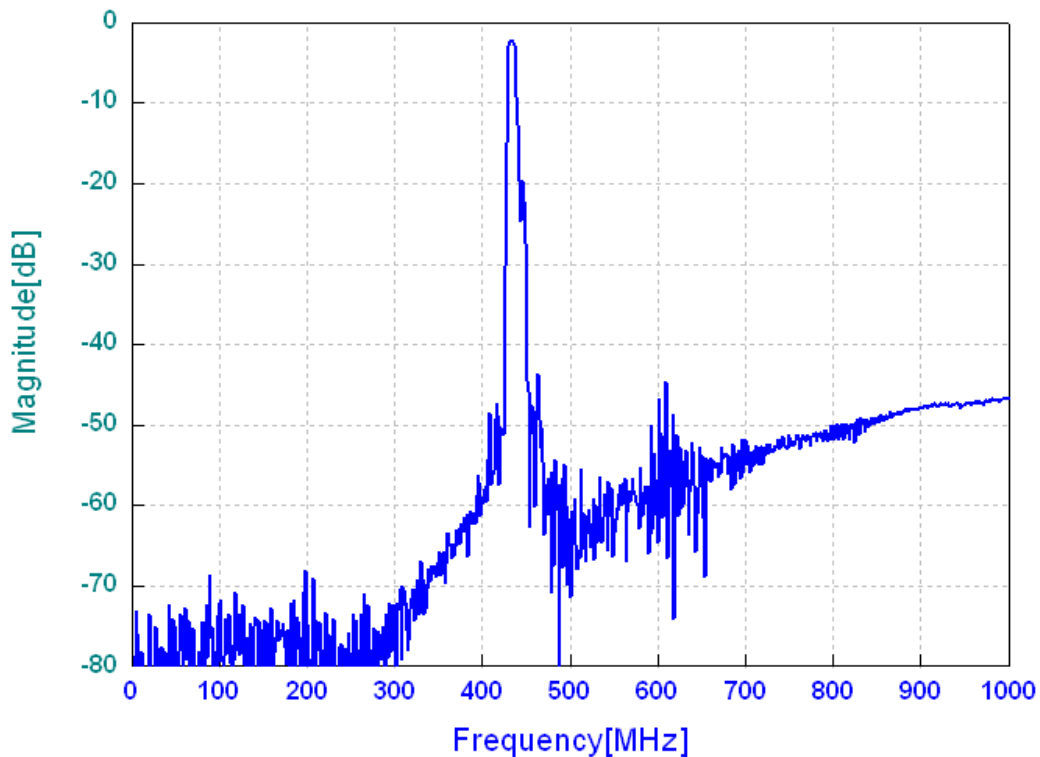
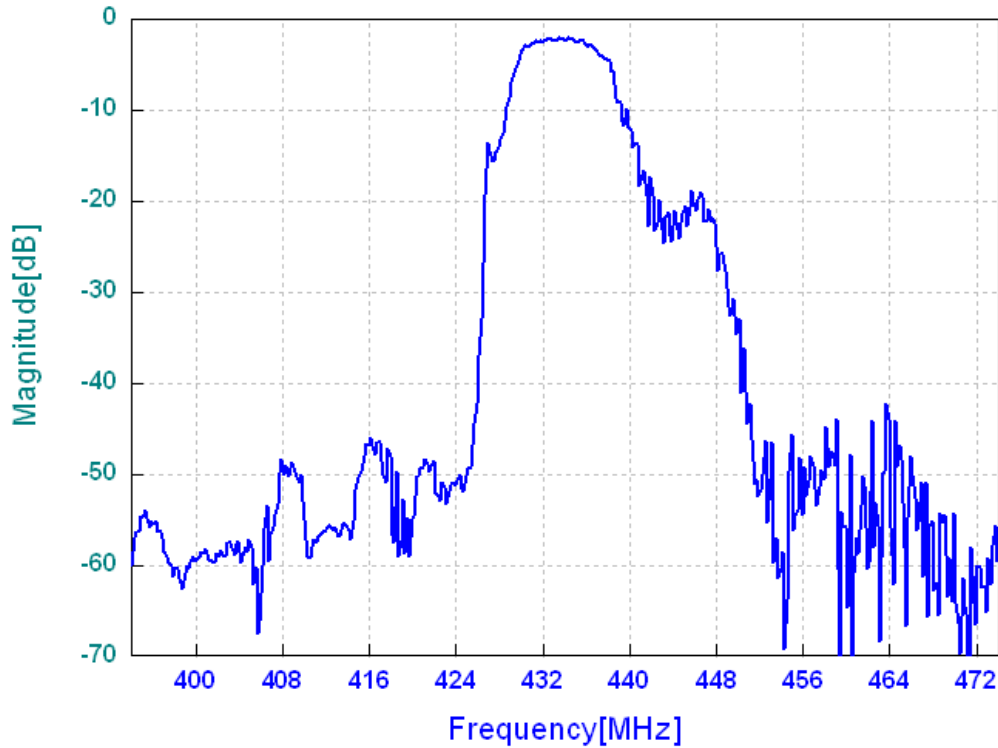
(1) No Matching Network

Electrical Specification

Parameters Description	Unit	Minimum	Typical	Maximum
Center Frequency (Fo)	MHz	-	433.92	-
Insertion Loss within 433.05 ~ 434.79 MHz	dB	-	2.5	3.0
Amplitude Ripple within 433.05 ~ 434.79MHz	dBp-p	-	0.5	1.0
Attenuation:				
389.0 ~ 392.0 MHz	dB	50	60	-
411.0 ~ 414.0 MHz	dB	45	52	-
422.0 ~ 425.0 MHz	dB	35	45	-
443.0 ~ 446.0 MHz	dB	15	18	-
454.0 ~ 457.0 MHz	dB	35	48	-
475.0 ~ 479.0 MHz	dB	45	55	-
VSWR within 433.05 ~ 434.79 MHz	-	-	1.4	2.0

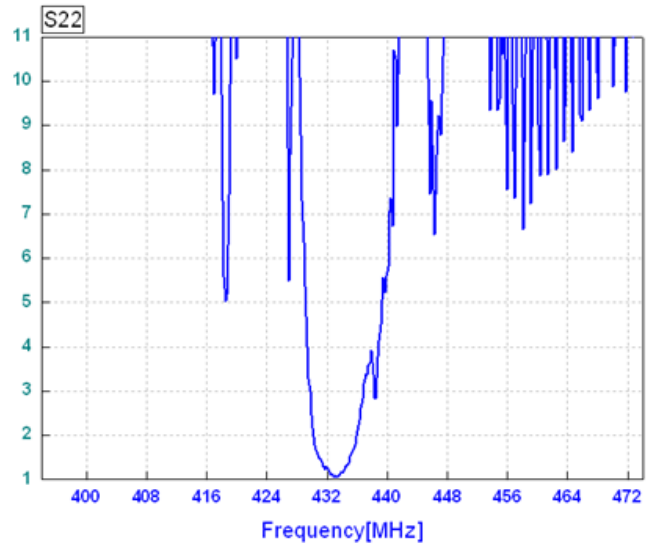
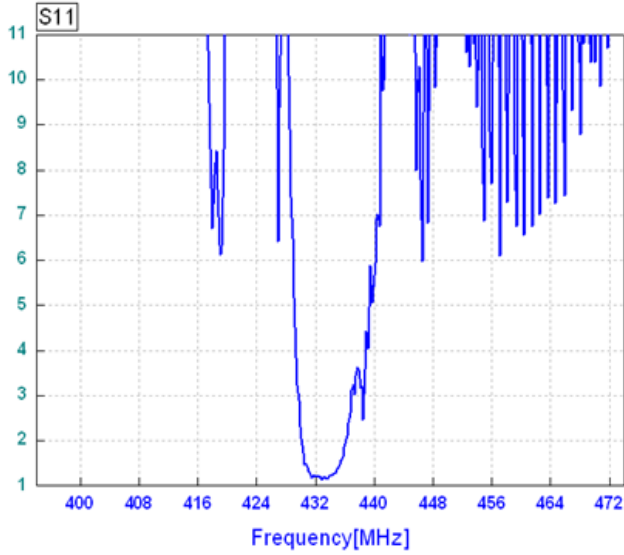


Frequency Performance





VSWR



Smith Chart

